


**DEVELOPING AN INSTRUCTIONAL GUIDELINE USING JIGSAW
TECHNIQUE TO TEACH SPEAKING TO YOUNG LEARNERS**

**(A Research and Development Study to the Elementary School English
Teachers in *Langke Rembong* District of *Manggarai*, *East Nusa Tenggara*, in
the Academic Year of 2012 / 2013)**

THESIS

**Presented to the Graduate School as a Partial Fulfillment of
The Requirements to Obtain the Graduate Degree in English Education**



By

**YOSEFINA ROSDIANA SU
S891108122**

**ENGLISH EDUCATION DEPARTMENT
GRADUATE SCHOOL
SEBELAS MARET UNIVERSITY
SURAKARTA
2013**

co *er*

APPROVAL

**DEVELOPING AN ISTRUCTIONAL GUIDELINE USING JIGSAW
TECHNIQE OF COOPERATIVE LEARNING TO TEACH SPEAKING TO
YOUNG LEARNERS**

(A Research and Development Study to the English teacher of SDK St. Theresia
Ruteng V in *Langke Rembong* District of *Manggarai*, East *Nusa Tenggara* in the
Academic Year of 2012 / 2013)

By

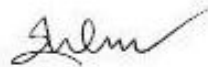
**YOSEFINA ROSDIANA SU
S891108122**

The thesis has been approved by the Consultants of Graduate School of
English Education Department of Sebelas Maret University Surakarta

Surakarta, July 2013

Thesis Consultants:

First Consultant




Dra. Dewi Rochsantiningsih, M.Ed, Ph.D
NIP. 19600918 198702 2001

Second Consultant



Prof. Dr. Joko Nurkamto, M. Pd
NIP. 196110124 198702 1001

The Head of English Education Department



Dr. Abdul Asib, M.Pd
NIP. 19520307 198003 1 005

commit to user

LEGALIZATION FROM THE BOARD OF EXAMINERS

DEVELOPING AN INSTRUCTIONAL GUIDELINE USING JIGSAW
TECHNIQUE TO TEACH SPEAKING TO YOUNG LEARNERS(A Research and Development Study to the Elementary School English
Teachers in *Langke Rembong* District of *Manggarai*, East *Nusa Tenggara*, in
the Academic Year of 2012 / 2013)

By

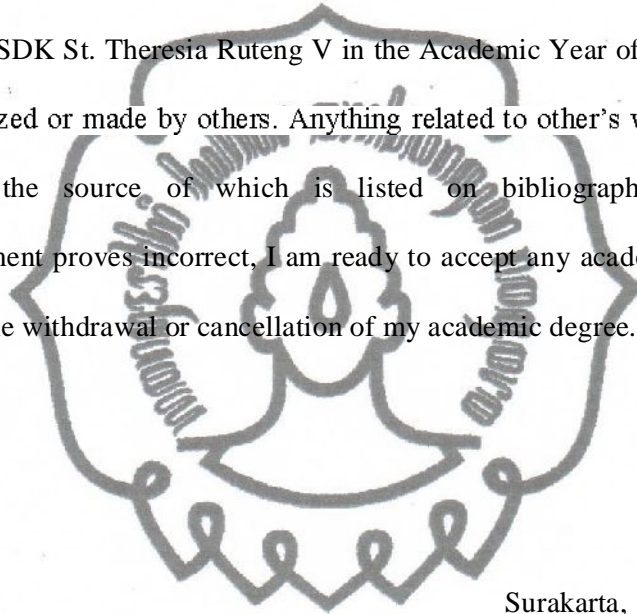
YOSEFINA ROSDIANA SU
S891108122This Thesis has been examined by the Board of Examiners of Graduate School of
English Education Department of Sebelas Maret University Surakarta on the 19th
August of 2013

The Board of thesis examiners:

Occupation Name**Signature**Chairman Dr. Abdul Asib, M.Pd.
NIP. 19520307 198003 1 005Secretary Dr. Ngadiso, M. Pd.
NIP. 19621231 198803 1 009Examiner I Dra. Dewi Rochantiningasih, M.Ed., Ph.D
NIP. 19600918 198702 2 001Examiner II Prof. Dr. Joko Nurkamto, M.Pd.
NIP. 196110124 198702 1001The Director of Graduate School of
Sebelas Maret University SurakartaProf. Dr. Ir. Ahmad Yunus, M.S.
NIP. 19610717 198601 1 001The Head of Graduate School of
English Education Department
of Sebelas Maret UniversityDr. Abdul Asib, M.Pd.
NIP. 19520307 198003 1 005

PRONOUNUCEMENT

This is to certify that I myself write this thesis entitled “Developing an Instructional Guideline using Jigsaw Technique of Cooperative Learning to Teach Speaking to Young Learners (A Research and Development Study to the English Teacher of SDK St. Theresia Ruteng V in the Academic Year of 2012/2013). It is not plagiarized or made by others. Anything related to other’s work is written in quotation, the source of which is listed on bibliography. If then this pronouncement proves incorrect, I am ready to accept any academic punishment, including the withdrawal or cancellation of my academic degree.



Surakarta, 19 August 2013

Yosefina Rosdiana Su

ABSTRACT

Yosefina Rosdiana Su. S891108122, 2013: Developing an Instructional Guideline Using Jigsaw Technique to Teach Speaking too Young Learners (A Research and Development Study to the Elementary School English Teachers in Langke Rembong, East Nusa Tenggara) Thesis. Surakarta. English Education Department of Graduate School. Sebelas Maret University, 2013. First consultant: Dra. Dewi Rochsantiningsih, M. Ed, Ph. D; Second consultant: Prof. Dr. Joko Nurkamto M.Pd.

This study aims at: (1) describing the quality of the existing guideline of Jigsaw (2) developing the instructional guideline using Jigsaw technique to teach speaking to young learners. This study was carried out to the elementary school English teachers in Langke Rembong District of Manggarai, with the supporting participation of the fifth grade students of of SDK St. Theresia Ruteng V. The expected product of this study is the Instructional Guideline of Jigsaw to teach speaking in the elementary school level.

In this research and development study, the research was designed into two main stages, the preliminary stage and the development stage. The data in preliminary stage was collected in qualitative procedure through library research and field study. In field study, the data was collected through in-dept interview, classroom observation, and and document analysis. In the development stage, the data was mainly collected from the field tryout through the classroom observation and in-depth interview with the participants. The data in this study was analyzed using Miles and Huberman's qualitative data analysis.

The data from the preliminary stage displayed that there was not any Jigsaw guideline available at schools, and the only available guideline was the lesson plans. Thus, the researcher proposed an instructional guideline of Jigsaw to teach speaking in the context of young learners. The instructional guideline consisted of three sections: (1) introduction (2) theoritical review, and (3) the classroom implementation. it was also completed with the related lesson plans which designed properly with the syllabus and the materials available at schools.

To create the right kind of teaching atmosphere was not an easy task. It needed a lot of thinking, restructuring and choosing the right materials as well as the right delivery instruments. Finally, it is hoped that this study can provide a guidelines for EFL teachers who wish to implement Jigsaw technique to enhance their students' language learning as well as development of motivation toward learning English as a foreign language. By carrying out this study, the researcher hopes that cooperative learning can receive more attention and enjoy more popularity among EFL teachers at all grade levels, so that English education can actually equip our students with communicative competence.

Keywords: guideline, jigsaw, speaking, young learners, research and development

MOTTO

I can do all things through Jesus who strengthens me ...

(Philip 4:13)



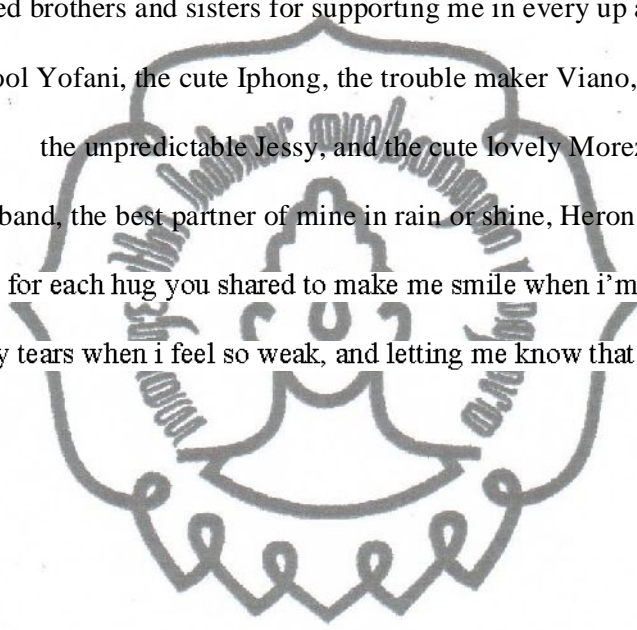
commit to user

DEDICATION

This work is dedicated to my beloved parents, my hero and my angel, Ignatius Su and Mima Rosalia, for the complete love they shared and the million prayers they sent every night and day.

My beloved brothers and sisters for supporting me in every up and down of my days; the cool Yofani, the cute Iphong, the trouble maker Viano, the smart Viona, the unpredictable Jessy, and the cute lovely Moreza.

For my husband, the best partner of mine in rain or shine, Heron Banilo Robertus, thank you for each hug you shared to make me smile when i'm feeling blue, to wipe my tears when i feel so weak, and letting me know that life isn't bad.



ACKNOWLEDGMENT

Thanks to Lord Jesus Christ and Mother Mary for blessing me chance and strength to accomplish this thesis. Then, I would like to acknowledge my gratitude to both of my great smart consultants, Dra. Dewi Rochsantiningsih, M. Ed, Ph.D. and Prof. Dr. Joko Nurkamto, M.Pd. for the critics, suggestions, and contribution to accomplish this study. My sincerely thanks also dedicated to Dr. Ngadiso, M,Pd as the expert of instructional design of this study who have completed my weaknesses with his evaluation and suggestion. I sincerely thank to the English teacher of SDK St. Theresia Ruteng V who have supported me during the field try out. I also thank to the fifth grade students of SDK St. Theresia Ruteng V for their great and enthusiasm participation.

My gratitude also delivered to The Director of Graduate School of Sebelas Maret University, as without his approval and permission this study will never be accomplished. My sincere gratitude is also extended to The Head of English Education Department of Graduate School, for any debt in my study during these semesters. I also gratefully thank to all of my lecturers for all of the knowledge they shared. My big thanks is also gratitude to STKIP St. Paulus Ruteng for giving me the opportunity to have this kind of priceless experience. My best regard is also gratitude to everyone who have supported me during the completion of this thesis that can not be mentioned one by one.

Finally, it is expected that the instructional guideline developed in this study can contribute a positif impact to the implementation of Teaching English for Young Learners in Indonesia, especially in *Manggarai*, East *Nusa Tenggara*.

Surakarta, August 2013

Yosefina Rosdiana Su

commit to user

TABLE OF CONTENTS

	Page
COVER	i
APPROVAL OF CONSULTANTS.....	ii
THE APPROVAL OF EXAMINERS	iii
PRONOUNCEMENT.....	iv
ABSTRACT.....	v
MOTTO	vi
DEDICATION	vii
ACKNOWLEDGEMENT.....	viii
TABLE OF CONTENTS.....	ix
LIST OF TABLES	xii
LIST OF FIGURES	xii
LIST OF APPENDICES	xiv
CHAPTER I INTRODUCTION	
A. Background of the Study	1
B. The Formulation of the Problem	5
C. The The Objectives of the Study	6
D. The Benefit of the Study.....	6
CHAPTER II LITERATURE REVIEW	
1. The Nature of Young Learners	8
A. The General Characterciscis of Young Learners	8
B. The Aspects of Development of Young Learners.....	12
C. Young Learners and Language Learning	16
2. Teaching Speaking to Young Learners	22
A. The Nature of Speaking Skill	22
B. Young Learners and Speaking Skill	24
C. Designing Activities to Teach Speaking Skill to Young Learners	27

D. Assesing Young Learners' Speaking Skill.....	33
3. Cooperative Learning	38
A. The Nature of Cooperative Learning.....	38
B. The Theories Underlying Cooperative Learning.....	40
C. The Elements of Cooperative Learning	44
4. Jigsaw Model of Cooperative Learning	48
1. The Nature of Jigsaw Model	48
2. The Procedures of Jigsaw Model	50
3. The Advantages and Disadvantages of Jigsaw Model	52
5. Developing an Insrtructional Guideline.....	54
A. The Nature of an Instructional Guideline.....	54
B. The Characteristics of the Instructional Guideline.....	56
C. The Components of the Instructional Guideline.....	58
6. Review of Related Research	60

CHAPTER III RESEARCH METHODOLOGY

A. Types of Research	64
B. The Procedure s of Research.....	65
1. The Preliminary Stage.....	66
a. The Objective of the Research.....	67
b. The Time and Place of Research	67
d. The Types and the Resourches of the Data.....	68
e. The Technique of Collecting the Data	69
f. The Technique of the Data Analysis	70
g. The Output of the Research	71
2. The Development Research	
a. The Objectives of the Research	73
b. The Procedures of the Product Development	72
c. The Place and the Time of Research.....	73
d. The Field Try Out Tryout	74

e. The Monitoring and the Product Evaluation.....	75
f. The Product Revision.....	75
g. The Output of the Research.....	75

CHAPTER IV THE FINDINGS AND THE RESULT OF THE STUDY

A. The Analysis of the Existing Guideline.....	77
B. Need Analysis.....	79
C. The Description of the Prototype.....	84
D. The Model Try Out.....	94
a. The Orientation Meeting.....	94
b. The Field Try Out I.....	98
1) The Classroom Implementation.....	99
2) The Evaluation of Field Try Out I.....	101
c. The Field Try Out II.....	105
1) The Classroom Implementation.....	105
2) The Evaluation of Field Try Out II.....	108
d. The Field Try Out III.....	112
1) The Classroom Implementation.....	112
2) The Evaluation of Field Try Out III.....	115
E. The Final Draft.....	119
F. The Strength and the Weaknesses of the Instructional Guideline.....	123
1. The Strength of the Developing Guideline.....	123
2. The Weaknesses of the Developing Guideline.....	124

CHAPTER VI CONCLUSION AND RECOMMENDATION

A. Conclusion.....	128
B. Recommendation.....	130

BIBLIOGRAPGY	133
---------------------------	-----

APPENDICES	136
-------------------------	-----

commit to user

LIST OF TABLES

1. Table 2. 1 Scoring Rubric for Young Learners.....	36
2. Table 2.2 The differences Between Cooperative Learning and Group Learning	39
3. Table 3.1 The Procedure of the Study.....	66
4. The Principles of Developing the Prototype.....	86
5. Table 4.1 The List if Jigsaw Group.....	99
6. Table 4.2 The Lesson Planned in Field Try Out I	99
7. Table 4.3 The Lesson Planned in Field Try Out I I.....	108
8. Table 4.4 The Lesson Planned in Field Try Out III.....	112
9. Table 4.6 The Aspect of Evaluation in the Students' Questionaire.....	117
10. Table 4.7 The Result of the Students' questionnaire.....	118